

Brass Fittings

● Double female sleeve



Style	Model	
	Thread(T1)	Thread(T2)
BA-01A	1/8	
BA-01A	1/4	
BA-01A	3/8	
BA-01A	1/2	
BA-02A01A	1/4	1/8
BA-03A02A	3/8	1/4

● Nipple double male adaptor




Style	Model	
	Thread(T1)	Thread(T2)
BC-01T01T	1/8	1/8
BC-01T02T	1/8	1/4
BC-01T03T	1/8	3/8
BC-02T02T	1/4	1/4
BC-02T03T	1/4	3/8
BC-02T04T	1/4	1/2
BC-03T03T	3/8	3/8
BC-03T04T	3/8	1/2
BC-03T06T	3/8	3/4
BC-04T04T	1/2	1/2
BC-04T06T	1/2	3/4
BC-06T06T	3/4	3/4

● Hose nut



Style	Model	
	Thread(T1)	Thread(T2)
BD-01T02T	1/8	1/4
BD-01T03T	1/8	3/8
BD-01T04T	1/8	1/2
BD-02T03T	1/4	3/8
BD-02T04T	1/4	1/2
BD-02T06T	1/4	3/4
BD-03T04T	3/8	1/2
BD-03T06T	3/8	3/4
BD-04T06T	1/2	3/4

● Cross hose connector



Style	Model
BH-003C	3/16
BH-02AC	1/4
BH-02BC	5/16
BH-03AC	3/8
BH-04AC	1/2

● Hex plug



Style	Model
BZ-01A	1/8
BZ-02A	1/4
BZ-03A	3/8
BZ-04A	1/2
BZ-06A	3/4
BZ-M5A	M5

● Male/ female adaptor



Style	Model	
	Thread(T1)	Thread(T2)
BG-01T01T	1/8	1/8
BG-01T02T	1/8	1/4
BG-02T01T	1/4	1/8
BG-02T02T	1/4	1/4
BG-02T03T	1/4	3/8
BG-03T01T	3/8	1/8
BG-03T02T	3/8	1/4
BG-03T03T	3/8	3/8
BG-03T04T	3/8	1/2
BG-04T02T	1/2	1/4
BG-04T03T	1/2	3/8
BG-04T04T	1/2	1/2

● Equal Y hose connector



Style	Model	
	Thread(T1)	Thread(T2)
CL-0101	1/8	1/8
CL-0102	1/8	1/4
CL-0202	1/4	1/4
CL-0203	1/4	3/8
CL-0204	1/4	1/2
CL-0303	3/8	3/8
CL-0304	3/8	1/2
CL-0404	1/2	1/2

● Flare nut



Style	Model
CA-C001	1/4
CA-C002	5/16
CA-C003	3/8
CA-C004	1/2
CA-C005	5/8
CA-C006	3/4

● Male stud flare connector



Style	Model	
	Thread(T1)	Thread(T2)
CA-C09-1	1/8	1/4
CA-C09-2	1/4	1/4
CA-C09-3	3/8	1/4
CA-C09-4	1/2	1/4
CA-C010-1	1/8	5/16
CA-C010-2	1/4	5/16
CA-C010-3	3/8	5/16
CA-C010-4	1/2	5/16
CA-C011-2	1/4	3/8
CA-C011-3	3/8	3/8
CA-C011-4	1/2	3/8
CA-C012-2	1/4	1/2
CA-C012-3	3/8	1/2
CA-C012-4	1/2	1/2

Brass Fittings

● Double flare connector



Style	Model
CA-C017	1/8
CA-C018	1/4
CA-C019	5/16
CA-C020	3/8
CA-C021	1/2

● Male stud 90° Elbow flare connector



Style	Model	
	Thread(T1)	Thread(T2)
CA-C013-1	1/8	1/4
CA-C013-2	1/4	1/4
CA-C013-3	3/8	1/4
CA-C013-4	1/2	1/4
CA-C014-1	1/8	5/16
CA-C014-2	1/4	5/16
CA-C014-3	3/8	5/16
CA-C014-4	1/2	5/16
CA-C015-2	1/4	3/8
CA-C015-3	3/8	3/8
CA-C015-4	1/2	3/8
CA-C016-2	1/4	1/2
CA-C016-3	3/8	1/2
CA-C016-4	1/2	1/2

● 90° Elbow double flare connector



Style	Model
CA-C022	1/8
CA-C023	1/4
CA-C024	3/8
CA-C025	1/2

● Equal tee flare connector



Style	Model
CA-C026	1/4
CA-C027	5/16
CA-C028	3/8
CA-C029	1/2
CA-C030	5/8
CA-C031	3/4

● Branch tee flare connector



Style	Model	
	Thread(T1)	Thread(T2)
CA-C032-1	1/4	1/8
CA-C032-2	1/4	1/4
CA-C032-3	1/4	3/8
CA-C032-4	1/4	1/2
CA-C033-2	5/16	1/4
CA-C033-3	5/16	3/8
CA-C033-4	5/16	1/2
CA-C034-2	3/8	1/4
CA-C034-3	3/8	3/8
CA-C034-4	3/8	1/2

● Olive



Style	Model
CA-C038	1/8
CA-MC038-2	4m/m
CA-C039	3/16
CA-C039-5	5m/m
CA-C039-6	6m/m
CA-C040	1/4
CA-C041	5/16
CA-MC042	3/8
CA-MC042-10	10m/m
CA-MC043	1/2
CA-MC043-12	12m/m

● BUCM



Style	Model
C050	1/4
C051	5/16
C052	3/8
C052-1	10mm
C053	1/2
C053-1	12mm
C053-4	5/8

● BULM




Style	Model
C055	1/4
C056	5/16
C057	3/8
C057-1	10mm
C058	1/2
C058-1	12mm

● BUTM



Style	Model
C060	1/4
C061	5/16
C062	3/8
C062-1	10mm
C063	1/2
C063-1	12mm

● BCMF



Style	Model	
	Thread(T1)	Thread(T2)
C070-1	1/8	1/4
C070	1/4	1/4
C071-1	1/4	5/16
C071	1/4	3/8
C072-1	3/8	1/4
C072-2	3/8	5/16
C072	3/8	3/8
C073	1/2	1/2

Brass Fittings

● BCM



Style	Model	
	Thread(T1)	Hose(B)
C064	1/8	1/4
C065	1/4	1/4
C066	1/4	5/16
C066-1	1/4	3/8
C066-2	1/4	10
C067-0	1/4	12
C067-1	1/4	1/2
C067-2	3/8	1/4
C067-3	1/8	5/16
C067	3/8	3/8
C067-4	3/8	10
C068	3/8	1/2
C068-0	3/8	12
C068-1	1/2	1/4
C068-2	1/2	5/16
C068-3	1/2	3/8
C068-4	1/2	1/2
C068-5	1/2	10
C068-6	1/2	1/2
C069	3/4	3/4



● BLM

Style	Model	
	Thread(T1)	Hose(B)
C079	1/8	1/4
C080	1/4	5/16
C081	3/8	3/8

● BTB/BTD



Style	Model	
	Thread(T1)	Hose
A037	1/8	1/4
A037-1	1/8	5/16
A038	1/4	1/4
A039	1/4	5/16
A040	1/4	3/8
A040-0	1/4	10
A041-1	3/8	1/4
A041-2	3/8	5/16
A041	3/8	3/8
A041-0	3/8	10
A042-1	3/8	1/2
A042-2	1/2	3/8
A042	1/2	1/2

● BLM




Style	Model	
	Thread(T1)	Hose(B)
C075-1	1/8	1/4
C075	1/4	1/4
C076	1/4	5/16
C077-1	1/4	3/8
C077-0	1/4	10
C077-2	1/4	1/2
C077-3	1/4	1/4
C077-4	3/8	5/16
C077	1/8	3/8
C077-5	3/8	10
C078-1	3/8	1/2
C078-0	3/8	12
C078-2	1/2	1/4
C078-3	1/2	5/16
C078-4	1/2	3/8
C078-5	1/2	1/2
C078-6	1/2	10
C078-7	1/2	1/2
C078-8	3/4	3/4

● BUTB



Style	Model
CB-A009	1/4
CB-A010	5/16
CB-A011	3/8
CB-A011-1	10
CB-A012	1/2
CB-A012-1	12

● BTM/BSTM



Style	Model	
	Thread(T1)	Hose(B)
C082	1/8	1/4
C082-1	1/8	3/8
C083	1/4	5/16
C083-1	1/4	1/4
C084-1	1/4	3/8
C084-0	1/4	10
C084-2	1/4	1/2
C084-6	1/4	12
C084-3	3/8	1/4
C084-4	3/8	5/16
C084-5	3/8	3/8
C084	3/8	12
C084-7	3/8	1/2
C085-1	3/8	12
C085-2	1/2	1/4
C085-3	1/2	5/16
C085-4	1/2	3/8
C085-5	1/2	1/2
C085-6	1/2	10
C085-7	1/2	1/2

● BCB



Style	Model	
	Thread(T1)	Hose
A013	1/8	1/4
A014-1	1/8	5/16
A014-2	1/8	3/8
A014-3	1/8	10
A014	1/4	1/4
A015	1/4	5/16
A016	1/4	3/8
A016-0	1/4	10
A016-1	1/4	1/2
A016-2	1/2	14
A017-1	3/8	1/4
A017-2	3/8	5/16
A017	3/8	3/8
A017-3	3/8	10
A018	3/8	1/2
A018-1	3/8	12
A019-1	1/2	1/4
A019-2	1/2	5/16
A019-3	1/2	3/8
A019	1/2	10
A019-4	1/2	1/2
A019-5	1/2	1/2
A019-6	1/2	5/8

Brass Fittings

● BULB



Style	Model
A005	1/4
A006	5/16
A007	3/8
A007-1	10
A008	1/2
A008-1	12

● BUCB



Style	Model
A001	1/4
A002	5/16
A003	3/8
A003-1	10
A004	1/2
A004-1	12

● BCBF



Style	Model	
	Thread(T1)	Hose
A020	1/8	1/4
A020-1	1/8	5/16
A021	1/4	1/4
A022	1/4	5/16
A023	1/4	3/8
A024	3/8	3/8
A025	3/8	1/2

● 90° Elbow double male



Style	Model	
	Thread(T1)	Thread(T2)
CL-0101-L	1/8	1/8
CL-0102-L	1/8	1/4
CL-0202-L	1/4	1/4
CL-0203-L	1/4	3/8
CL-0204-L	1/4	1/2
CL-0304-L	3/8	1/2
CL-0404-L	1/2	1/2

● BLB



Style	Model	
	Thread(T1)	Hose
A031	1/8	1/4
A032-1	1/8	5/16
A032-2	1/8	3/8
A032-3	1/8	10
A032	1/4	1/4
A033	1/4	5/16
A034	1/4	3/8
A034-0	1/4	12
A034-1	1/4	1/2
A034-2	1/4	10
A035-1	3/8	1/4
A035-2	3/8	5/16
A035	3/8	3/8
A035-3	3/8	10
A036	3/8	12
A036-1	3/8	1/2
A036-2	1/2	1/4
A036-3	1/2	5/16
A036-4	1/2	3/8
A036-5	1/2	10
A036	1/2	1/2
A036-6	1/2	1/2

● 90° Elbow male/female



Style	Model
CL-FM0101	1/8
CL-FM0202	1/4
CL-FM0303	3/8
CL-FM0404	1/2

● BLBF



Style	Model	
	Thread(T1)	Hose
A026	1/8	1/4
A026-1	1/8	5/16
A027	1/4	1/4
A028	1/4	5/16
A029	1/4	3/8
A030	3/8	1/2

● 90° Elbow male stud hose connector



Style	Model	
	Thread(T1)	Hose
Y-N050102	1/8	1/4
Y-N05012B	1/8	5/16
Y-N050201	1/4	1/8
Y-N050202	1/4	1/4
Y-N050203	1/4	3/8
Y-N050224	1/4	1/2
Y-N05022B	1/4	5/16
Y-N050302	3/8	1/4
Y-N050304	3/8	1/2
Y-N05032B	3/8	5/16
Y-N050404	1/2	1/2

Brass Fittings

● 90° Elbow duple female



Style	Model	
	Thread(T1)	Thread(T2)
CL-F0101	1/8	1/8
CL-F0202	1/4	1/4
CL-F0303	3/8	3/8
CL-F0404	1/2	1/2



Style	Model
P-62	1/4X1/4
P-63	1/4X5/16
P-64	1/4X3/8

● Male stud equal tee



Style	Model
CET-01	1/8
CET-02	1/4
CET-03	3/8
CET-04	1/2



Style	Model
Z-01	1/4X8mm
Z-02	1/4X10mm
Z-03	1/4X12mm
Z-04	3/8X10mm
Z-05	3/8X12mm



Style	Model
P-30	3/16
P-30-1	1/4
P-31	5/16
P-32	3/8
P-33	1/2

● Male stud equal Y



Style	Model
BY-02T	1/8
BY-02T	3/8



Style	Model
P-34-1	3/16
P-34-2	1/4
P-34	5/16
P-35	3/8
P-36	1/2

● Female stud equal tee



Style	Model
P-37-1A	3/16
P-37-1	1/4
P-37	5/16
P-38	3/8
P-38-1	1/2



Style	Model
CEF-01	1/8
CEF-02	1/4
CEF-03	3/8
CEF-04	1/2

Memo

Area with horizontal dotted lines for writing the memo content.